



The new degree of comfort.™



Residential Gas
Professional Classic™
Atmospheric Water Heaters

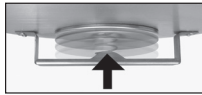
Professional Classic™ Atmospheric gas water heaters are engineered for more hot water at a low operating cost

Performance


- FHR: 51 to 97 gallons for natural gas
- Recovery: 30.3 to 50.5 gallons at a 90 degree rise, based on model

Guardian System™ & Sensor

- Exclusive air/fuel shut-off device
- Maintenance free – no filter to clean



Combustion Shut-off System



Flame Arrestor Plate



Maintenance Free

Low Emissions

- Eco-friendly burner, low NOx design
- Meets 40 ng/J NOx requirements

Longer Life

- Premium grade anode rod provides long-lasting tank protection

High Altitude Compliant

- All models certified up to 6,000 ft. above sea level


Plus...

- Easy to light – no matches required
- EverKleen™ patented system fights sediment build-up
- Enhanced flow brass drain valve
- Temperature and pressure relief valve included
- Low lead compliant
- Standard replacement parts

Warranty

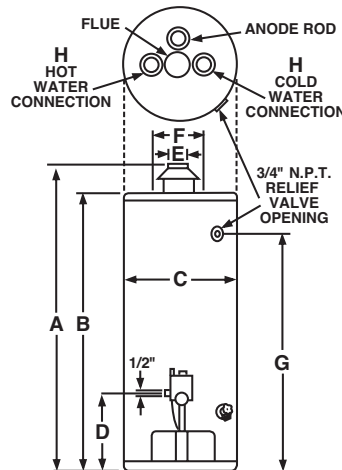
- 6-Year limited tank and parts warranty*
- With ProtectionPlus™ the 6-year limited tank warranty becomes 10-year ProtectionPlus™ – order part number SP20904 (6 pack only)
- With ProtectionPlus™ the 6-year limited tank warranty becomes 8-year ProtectionPlus™ – order part number SP20081 (6 pack only)

*See Residential Warranty Certificate for complete information



Professional Classic™ Atmospheric

30, 40, 50 and 60-Gallon Capacities
Up to 50,000 Btu/h
Natural and LP Gas



TYPE	DESCRIPTION			FEATURES					ROUGHING IN DIMENSIONS (SHOWN IN INCHES)								ENERGY INFO.		
	NOMINAL GAL. CAP.	RATED GAL. CAP.	MODEL NUMBER	GAS INPUT IN THOUS. BTU/H		RECOVERY IN G.P.H. 90° RISE		FIRST HOUR DEL. G.P.H.	HT. TO VENT A	TANK HT. B	DIAM. C	HT. TO GAS CONN. D	VENT SIZE E	WATER CONN. CNTR. F	HT. TO SIDE T&P VALVE G	WATER CONN. SIZE H	SHIP. WT. (LBS)	ENERGY FACTOR (EF)	UNIFORM ENERGY FACTOR (UEF)
				NAT.	LP	NAT.	LP	NAT.											
Short	30	29	PROG30S-30N CN64	30		30.3		51	49-7/8	47	19-3/4	14-1/4	3 or 4	8	44	3/4	112	0.63	0.60
Short	40	39	PROG40S-38N CN62	38		38.4		65	53-1/4	50-1/4	21-3/8	14-1/4	3 or 4	8	44	3/4	125	0.62	0.58
Short	50	48	PROG50S-40N CN61	40		38.2		87	54-1/4	51	23-3/4	14-1/4	3 or 4	8	44	3/4	160	0.62	0.63
Tall	60	58	PROG60S-50N CN59	50		50.5		97	62	58	23-3/4	14	4	8	51-1/4	3/4	180	0.59	0.60

Specify LP gas when ordering. Add "P" suffix to the model number. Example PROG30S-30P CN64

In keeping with its policy of continuous progress and product improvement, Rheem reserves the right to make changes without notice.

Rheem Canada Ltd./Ltée • 125 Edgeware Road, Unit 1
Brampton, Ontario L6Y 0P5 • www.rheem.ca



INTEGRATED HOME COMFORT