

6015 High Output Deluxe

PREMIUM LINEAR GAS FIREPLACE



This restaurant features the 6015 High Output with the Gallery Face, Black Enamel Fireback, Rock Ember Media, and Tumbled Stone Kit.

As the largest model in our High Output Linear lineup, the 6015 HO is an excellent home heater and statement piece for great rooms and grand spaces. This model brings the heat with an impressive 56,000 BTUs and 2,800 square foot heating capacity. This “clean face” fireplace offers you the choice of elegant, decorative trims and optional Fyre-Art™. The 6015 HO is a Deluxe model that features the GreenSmart® Remote Control, Accent Lights and a 180 CFM convection fan.

Fyre-Art™ (Optional)

Although not required, these decorative options allow you to personalize your fireplace with a little added style.



Birch Log Set



Driftwood Log Set



Tumbled Stone Kit



Driftwood Twigs and Stones Fyre-Art™ Kit



Traditional Log Set

6015 High Output Deluxe

PREMIUM LINEAR GAS FIREPLACE



Features & Options You're Gonna Love

GreenSmart®	YES
Burner Type	Diamond-Fyre®
Convection Fan	180 CFM
Accent Lights	UNDER LIT
Cool Smart TV Wall™ Option	YES
Power Exhaust Vent Option	YES
Power Heat Duct Option	TWO

Specifications

Height (including standoffs)	72", 1829mm
Width	64-3/4", 1645mm
Depth	17", 432mm
Flue Diameter May be reduced. Ask your dealer.	8"
Direct Vent Top Vent	YES
Direct Vent Rear Vent	N/A
Weight	350 lbs., 156kg
Glass Viewing Area	58 1/8" W x 13" H, 751 Sq. In.
Combustible Min. Mantel Clearances (Measured from base of fireplace to mantle)	42" (1067mm) with 8" (203mm) mantel depth
Custom Shop Cast Mantel Clearances	See your Authorized Fireplace Xtordinaire® dealer for details.

Performance

Heating Capacity (Up To)	2,800 Sq. Ft.
BTU Input High to Low (NG)	56,000 - 30,273
BTU Input High to Low (LP)	56,000 - 29,626
Canadian EnerGuide P4 Efficiency	63.26% NG 65.27% LP
Steady State Efficiency High (Up to)	77.34% NG 78.74% LP

NOTE: Improper installation of your gas appliance or failure to operate it in accordance to the guidelines detailed in the Owner's Manual may negate your warranty and endanger your home and family. Installation information is available on our website at www.fireplacex.com.

The dimensions and clearances on this page are for reference only! Refer to the Owner's Manual prior to installation. We recommend all Fireplace Xtordinaire® appliances be installed, and maintained on an annual basis by your Specialty Hearth Retailer.

Required Fireback Options

Personalize the inside of your fireplace.



Black Painted



Black Enamel




Ledgestone

Required Interior Floor Media


Choose one of five medias for the floor of your fireplace. See your dealer for custom colors.



Platinum
Glass




Bronze
Glass



Cobalt
Glass



Black
Glass




Rock Em-
bers

Optional Exterior Tile Trim Kits and Face

Although this fireplace has a tile stop for your facing material to finish up to, the Tile Trim Kit can provide a more decorative option that beautifully finishes and frames the fire.



Ironworks™
Bronze



Ironworks™
Burnish Patina



**Gallery Face
Black Painted**
Accommodates tile or stone facing up to 1" deep. It features beveled sides that draw the eye in towards the fire, giving the fireplace a larger presence.



Beveled Tile
Trim Kit



2" Tile Trim Kit



Scan For
Manual