

# ProBuilder™ 54 Linear

## GAS FIREPLACE

**FIREPLACE**  
**XTRODINAIR**  
FIREPLACEX.COM



The ProBuilder 54 Deluxe is shown with Black Glass Fireback, Black Glass Media and Driftwood Fyre-Art.™

The ProBuilder 54 Linear is perfect for mid-size to larger entertaining spaces with its 54" wide by 15" tall glass. The relaxing yellow flames will complement a large variety of styles. Keep it contemporary or add the earthy Driftwood & Stones Fyre-Art™ kit to enhance your rooms ambience.

- Heating Capacity\*: Up to 1,650 Sq. Ft.
- BTU/Hr Input (NG/LP): 17,000 to 33,000 (50% turndown)
- P4 Efficiency: GSB: 65.93% (NG) 67.07% (LP)  
Deluxe: 65.93% (NG) 67.07% (LP)
- Steady State Efficiency: Up to 67.25% (NG) Up to 76.02% (LP)
- Weight: 210 lbs. (95 kg).
- Viewing Area: Tempered Glass - 52-3/4" W x 13-3/4" T

#### AVAILABLE MODELS:

- GSB Model  
GreenSmart® Basic, Electric Ignition, Basic Remote
- Deluxe Model  
Full Loaded GreenSmart® System Includes, GreenSmart Remote, Fan, and Underlit Lights

*\*Heating capacity will vary with floor plan, insulation, and outside temperature*

# ProBuilder™ 54 Linear

## GAS FIREPLACE

**FIREPLACE**  
**XTRODINAIR**  
FIREPLACEX.COM

### Standard Features GSB Models

*Features an economical electronic ignition system.*

- Continuous Pilot or Basic GreenSmart® Ignition Modes
- 110 V Power Required, Built-in Automatic Battery Backup
- ON/OFF Wall Switch
- Easy Access Controls

### Optional Accessories for GSB Models

#### Basic GreenSmart® Wireless Thermostat Remote Control

- Manual Setting - ON/OFF controls.
- Thermostat Setting - Fireplace turns ON/OFF to maintain your desired home/room temperature.

#### Convection Fan

Variable speed 180 CFM\* fan helps increase the natural convection of heated air into the room as it circulates around the firebox and glass frame. The fan speed is manually controlled by a rheostat dial. \*Cubic Feet Per Minute

#### Wired Wall Timer

The wired wall timer allows you to set the shut off time of your fireplace in 30 minute increments with a two hour maximum time limit.

#### Accent Lights


Accent Lights are an optional feature in the MV and GSB fireplaces. This feature adds a warm glow below the glass floor media and can be used when the fire is on or off.

### Standard Features Deluxe Models

*Includes a combination of incredible exclusive features.*

- Continuous Pilot or GreenSmart® Ignition Modes
- Under-lit Accent Lighting
- 110 V Power Required, Built-in Automatic Battery Backup
- 180 CFM Variable Speed Convection Fan
- All Functions Are Controlled From the GreenSmart® Remote

### Standard GreenSmart® Multi-Function Wireless Thermostat Remote Control



- Manual
- Thermostat and Smart Thermostat Modes
- Flame Adjustment (6 Levels)
- Change Between GreenSmart® and Continuous Pilot Modes
- Fan Operation
- Underlit Accent Light



Scan For  
Manual

### Optional Accessories for All ProBuilder Linear Models

#### Fyre-Art™

These decorative options allow you to personalize your fireplace with a little added style.



Tumbled Stone



Driftwood & Stones



Driftwood Logs



Traditional Logs



Birch Logs


#### Power Exhaust Vent

The Power Exhaust Vent allows you to install these gas fireplaces virtually any-where in your home, by accommodating even the most difficult venting restrictions. *This option requires electricity to operate your fireplace.*


#### CoolSmart TV Wall™

Our optional CoolSmart TV Wall™ Kit allows you to safely install a television above your gas fireplace (either recessed or mounted), without requiring a mantel.

#### Firebacks



LedgeStone



High Gloss Black Glass